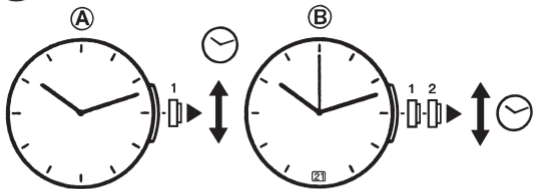


JUNGHANS QUARTZ





1. Setting the time

- Watches without a second hand and date display: carefully pull out the crown (winder) half-way (Fig. A).
- Watches with a second hand and date display: carefully pull out the crown fully. The second hand stops moving (Fig. B)
To set the time exactly, you should stop the second hand in the 12-o'clock position.
- Set the correct time by turning the crown. Also check whether the time you set is a.m. (0.00 h to 12.00 h) or p.m. (12.00 h to 24.00 h). Otherwise the date display will not change at the correct time.
- Press the crown back in fully to coincide with a time signal (e. g. TV or radio).






2. Setting the date

- Carefully pull out the crown half-way (Fig. B).
- Set the date by turning the crown clockwise.
- Please do not attempt to set the date display between 9 p.m. (21.00 h) and 1 a.m. (01.00 h), as this may cause damage to the display.

3. Technical information

- Never operate the crown in water or when your watch is wet.
- If your watch comes into contact with salt water, rinse off the salt with fresh water.
- Do not let your watch come into contact with chemicals.
- To ensure that your watch remains in perfect working condition, you should not subject it to extremes of temperature or violent shocks.
- After approx. 2 years, or if your watch gains or loses significantly, you should have the battery changed.

4. Details on the water-resistance of Junghans watches

| Designation | | Information on use | | | | |
|-----------------------|--------|---|--|---|--|--|
| Case back | Dial |  Washing, rain, splashes |  in the shower |  in the bath |  Swimming |  Diving without gear |
| No | No | No | No | No | No | No |
| waterresistant 3 bar | No | Yes | No | No | No | No |
| waterresistant 5 bar | WR 50 | Yes | No | Yes | No | No |
| waterresistant 10 bar | WR 100 | Yes | Yes | Yes | Yes | No |
| waterresistant 20 bar | WR 200 | Yes | Yes | Yes | Yes | Yes |

The designation “water resistant” state only applies to watches in new condition. External influences may, however, affect their resistance to moisture.

Characteristics

Without designation: The watch is not water-resistant and must be protected.

water-resistant 3 bar: The watch is for everyday use, e. g. washing the car, splashes, perspiration.

water-resistant 5 bar: This watch can be worn in the bath, washing the car and perspiration

water-resistant 10 bar: This watch can be worn in the bath, swimming, washing the car, in the shower, watersports, perspiration.

water-resistant 20 bar: This watch can be worn when diving without gear, snorkelling, in the bath, swimming, washing the car, in the shower, watersports, perspiration.

You should therefore have the seals and glass checked regularly (approx. every 2 years) by a specialist watch retailer.

JUNGHANS UHREN GmbH · Postfach 100 · D-78701 Schramberg
www.junghans.de · E-mail: information@junghans.de

4139607/42.711-0052/0304